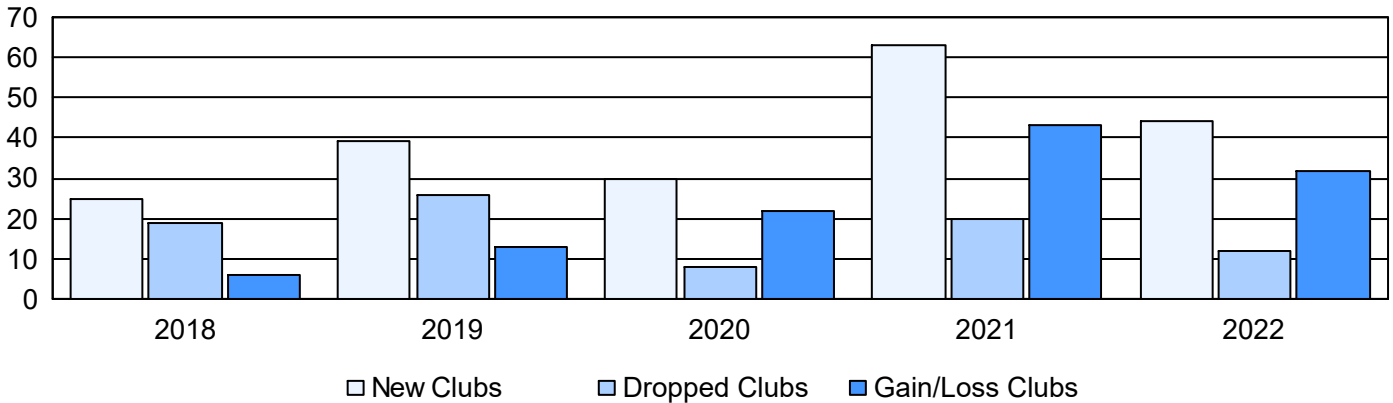
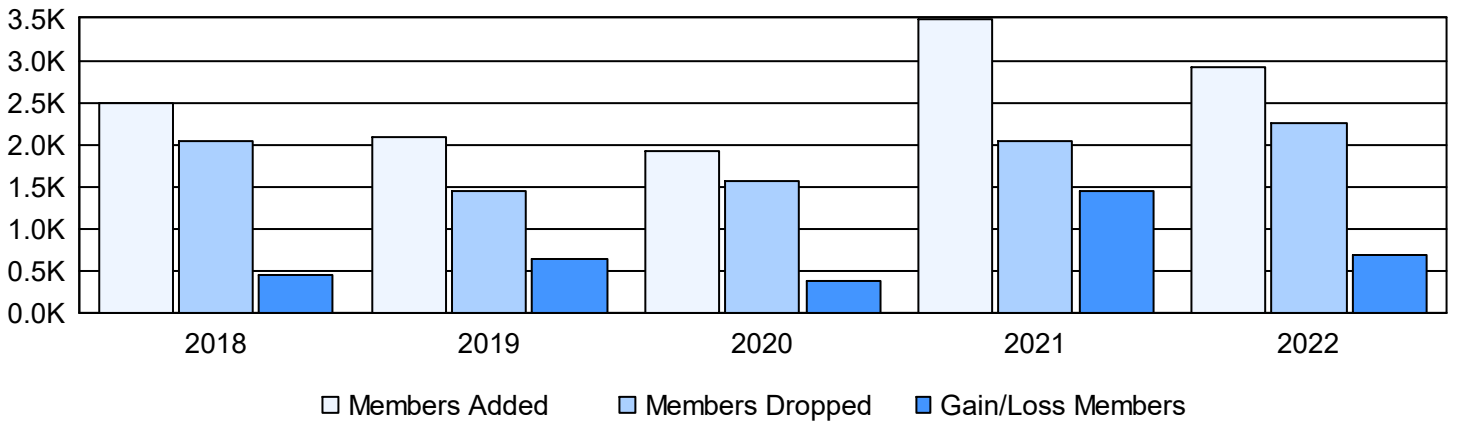


Year	New Clubs	Dropped Clubs	Gain/ Loss Clubs	New Members	Charter Members	Reinstate Members	Transfer Members	Total Member Added	Total Members Dropped	Gain/ Loss Members
2017-2018	25	19	6	1,384	815	284	17	2,500	2,043	457
2018-2019	39	26	13	1,037	927	110	20	2,094	1,455	639
2019-2020	30	8	22	962	814	137	16	1,929	1,561	368
2020-2021	63	20	43	1,819	1,542	82	47	3,490	2,043	1,447
2021-2022	44	12	32	1,678	1,111	102	28	2,919	2,244	675
Average	40	17	23	1,376	1,042	143	26	2,586	1,869	717

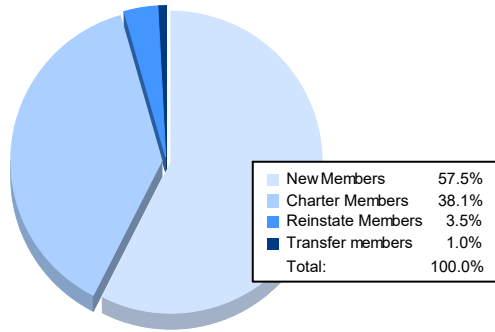
Clubs



Members



Membership Composition June 2022 Cumulative



Gender Composition June 2022 Cumulative

